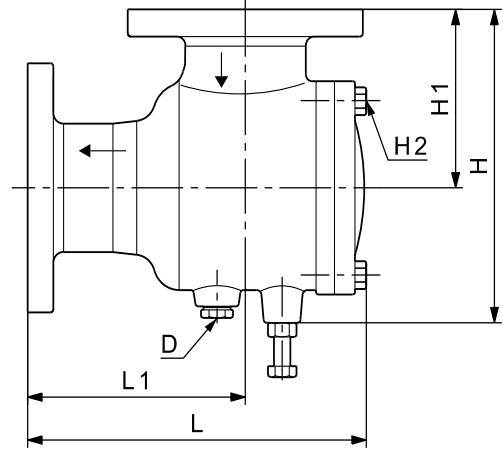


Series SD SUCTION DIFFUSERS

FEATURES

- Provides a uniform flow pattern to the suction side of the pump, which ensures a stable NPSH.
- Incorporates a cylindrical strainer preventing impurities from entering the pump.
- Comes with a disposable, fine mesh, stainless steel start-up screen for capture and removal of foreign particulates in system piping.
- Provides flexibility through an adjustable support for mounting.
- Simplifies dismantling and servicing. Internal parts, such as strainer, can be easily removed, cleaned, and/or replaced.



TECHNICAL DATA

	ANSI 125	ANSI 250
Pumped liquid	Water	Water
Max. pressure	175 psi	250 psi
Max. liquid temperature	150 °F	248 °F
Test pressure	265 psi	426 psi

125 PSIG ANSI

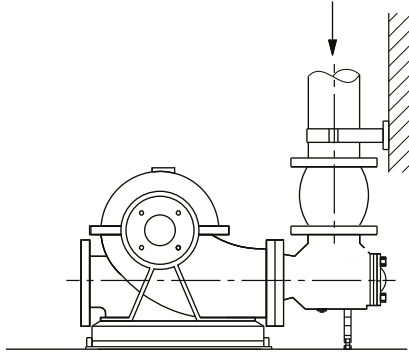
Part No.	Inlet/Outlet	L	L1	H	H1	D-NPT	(No. of bolts) H2	Wgt. (lbs)
97523145	2 x 1.5	8.2	5.0	7.2	4.0	1/2	4	21
97523146	2 x 2	8.3	5.1	7.2	4.0	1/2	4	24
97523147	2.5 x 2	9.7	6.0	8.6	5.0	1/2	4	29
97523148	2.5 x 2.5	9.7	6.0	8.6	5.0	1/2	4	34
97523149	3 x 2	11.1	7.1	9.6	5.6	1/2	4	39
97523150	3 x 2.5	11.1	7.1	9.6	5.6	1/2	4	39
96877828	3 x 3	11.1	7.1	9.6	5.6	1/2	4	40
97523151	4 x 3	12.9	8.3	11.4	6.5	3/4	6	60
96877830	4 x 4	12.9	8.3	11.4	6.5	3/4	6	64
96877831	5 x 4	14.3	9.4	12.7	6.9	3/4	6	91
97523152	5 x 5	13.9	9.0	12.7	6.9	3/4	6	93
97523153	6 x 4	15.7	10.1	14.4	8.0	3/4	6	120
97523154	6 x 5	15.9	10.3	14.4	8.0	3/4	6	122
96877842	6 x 6	15.6	10.1	14.4	8.0	3/4	6	137
97523155	8 x 6	18.9	11.9	17.5	10.0	3/4	6	188
96877843	8 x 8	18.9	11.9	17.5	10.0	3/4	6	201
97523156	10 x 8	23.5	14.3	20.6	11.5	1	6	305
97523157	10 x 10	23.5	14.3	20.6	11.5	1	6	314
97523158	12 x 8	28.0	17.9	23.5	12.9	1	8	441
97523159	12 x 10	28.0	17.9	23.5	12.9	1	8	448
97523160	12 x 12	28.0	17.9	23.5	12.9	1	8	455

250 PSIG ANSI

Part No.	Inlet /Outlet	L	L1	H	H1	D-NPT	(No. of bolts) H2	Wgt. (lbs)
97523428	2 x 1.5	8.4	5.2	7.4	4.2	1/2	4	21
97523429	2 x 2	8.5	5.3	7.4	4.2	1/2	4	24
97523430	2.5 x 2	9.7	6.0	8.6	5.0	1/2	4	29
97523441	2.5 x 2.5	9.7	6.0	8.6	5.0	1/2	4	34
97523443	3 x 2	11.1	7.1	9.6	4.0	1/2	4	39
97523444	3 x 2.5	11.1	7.1	9.6	5.6	1/2	4	39
97523445	3 x 3	11.1	7.1	9.6	5.6	1/2	4	40
97523446	4 x 3	12.9	8.3	11.4	6.5	3/4	6	60
97523463	4 x 4	12.9	8.3	11.4	6.5	3/4	6	64
97523464	5 x 4	14.3	9.4	12.7	6.9	3/4	6	91
97523465	5 x 5	13.9	9.4	12.7	6.9	3/4	6	93
97523466	6 x 4	15.7	9.0	14.4	8.0	3/4	6	120
97523467	6 x 5	15.9	10.1	14.4	8.0	3/4	6	122
97523468	6 x 6	15.6	10.3	14.4	8.0	3/4	6	137
97523469	8 x 6	19.4	10.1	18.1	10.5	3/4	6	188
97523470	8 x 8	19.4	12.3	18.1	10.5	3/4	6	201
97523481	10 x 8	23.5	12.4	20.6	11.5	1	6	305
97523482	10 x 10	23.5	14.3	20.6	11.5	1	6	314
97523483	12 x 8	28.0	14.3	23.5	12.9	1	8	441
97523484	12 x 10	28.0	17.9	23.5	12.9	1	8	448
97534549	12 x 12	28.0	17.9	23.5	12.9	1	8	455

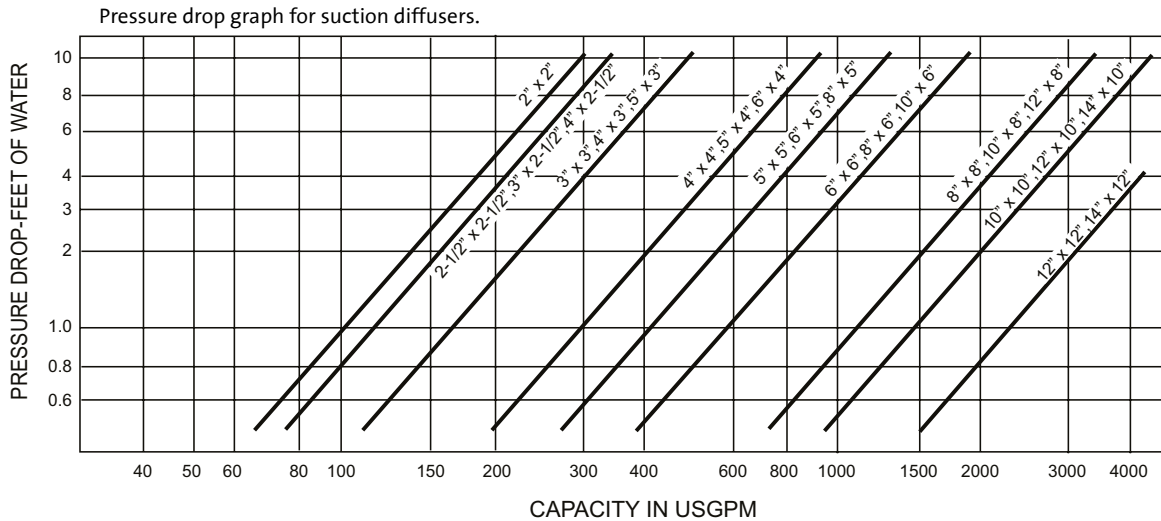
PUMP INSTALLATION WITH SUCTION DIFFUSER

Drawing shows a suction diffuser installed with a Grundfos pump. Available in 125 PSIG ANSI flanges and 250 PSIG ANSI flanges, suction diffusers range in a variety of sizes from 1.5 x 2 inches to 12 x 12 inches suction and discharge ports.



PRESSURE DROP

In operation the suction diffuser causes a minor pressure drop.



GRUNDFOS TECHNICAL INSTITUTE

The Grundfos Technical Institute (GTI) offers busy professionals the opportunity to maintain their continuing education credits through a wide variety of flexible learning avenues.

Visit www.grundfos.us/training, to choose from a number of education possibilities that suit your needs and schedule, including face-to-face classes, group webinars and self-directed online courses.

GRUNDFOS
902 Koomey Road
Brookshire, TX 77423
281-994-2700
800-955-5847

www.grundfosexpressuite.com
www.grundfos.us