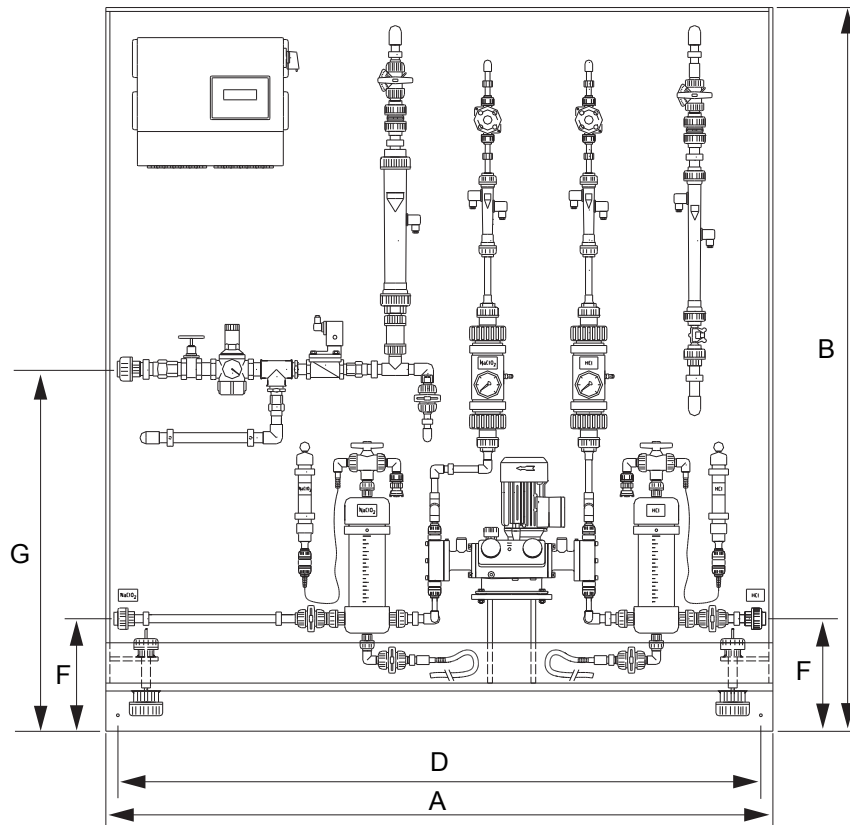


Oxiperm® 164 C for 4 to 10 kg/h

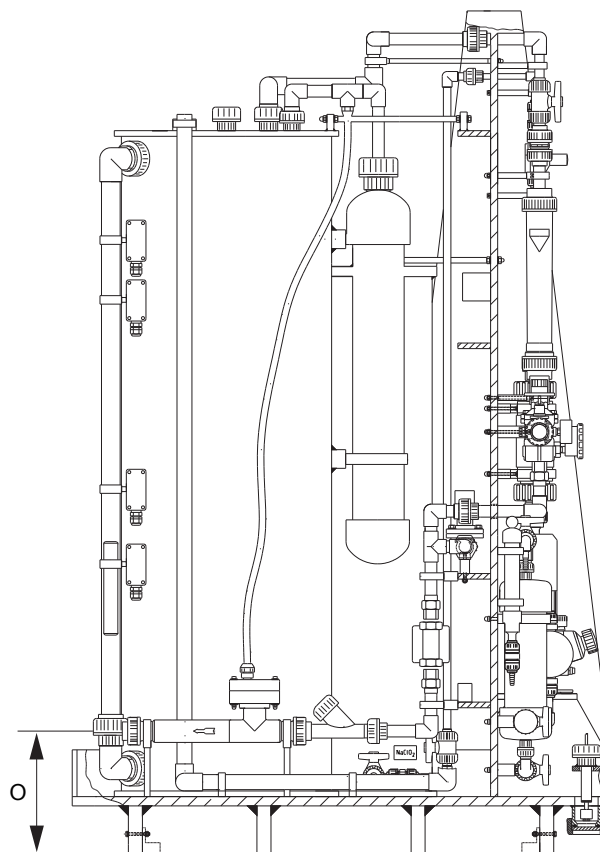
Preparation of chlorine dioxide from concentrated solutions



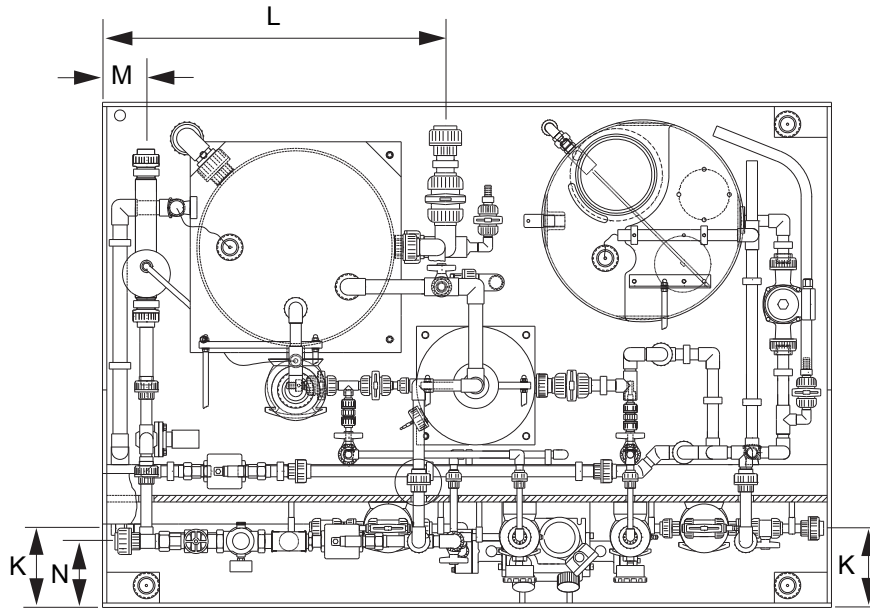
Front view



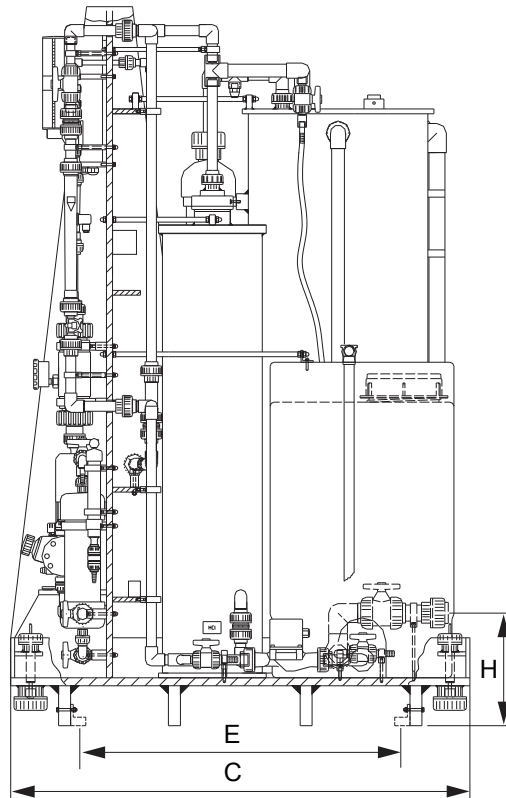
View left side



Top view



View right side



Measurements in mm

A	B	C	D	E	F	G	H	K	L	M	N	O	Connections			Type 164-...	
													bypass	ClO ₂	HCl, NaClO ₂		exhaust injector
1660	1800	1150	1600	804	280	900	282	180	780	100	150	260	DN 25	DN 32	DN 20	DN 25	4000C
1660	1800	1150	1600	804	280	900	282	180	780	100	150	260	DN 25	DN 32	DN 20	DN 25	6000C
1800	1800	1350	1740	1044	280	900	282	180	930	100	140	260	DN 32	DN 40	DN 20	DN 25	7500C
1800	1800	1350	1740	1044	280	900	282	180	930	100	140	260	DN 32	DN 40	DN 20	DN 25	10000C

Types

- max. operating pressure 5 bars

ClO ₂ preparation capacity [kg/h]	Consumption of components [l/h]		Consumption of process water [l/h]				Weight [kg]	Type 164-...
	HCl	NaClO ₂	bypass	dilution	exhaust injector	total consumption *) for 3 g/l in the batch tank for 2 g/l in the batch tank		
4	24		1150	140	1400	2690 3400	225	4000C
6	37		1720	215	1900	3835 4900	245	6000C
7.5	47		2150	265	2300	4715 6000	290	7500C
10	63		2860	355	3100	6315 8000	315	10000C

*) In batch operation the concentration is freely adjustable between 2 and 3.3 g/l

Technical data

Adjustment of the preparation capacity	Manual by dosing pump and ball valves
Protection level	<ul style="list-style-type: none"> • IP 65 electronics, dosing pumps, solenoid valve, flowmeter • IP 44 pump for pre-dilution
Admissible concentration of chemicals	<ul style="list-style-type: none"> • HCl 33 percent by weight • NaClO₂ 24.5 percent by weight
Admissible <ul style="list-style-type: none"> • ambient temperature • operation water temperature • chemicals temperature 	5 to 40 °C 2 to 30 °C 2 to 30 °C
Admissible relative air humidity	Max. 80% at 40 °C, not condensing
Connections <ul style="list-style-type: none"> • water supply • chemicals • ClO₂ solution 	PVC pipe DN 25 or DN 32 PVC pipe DN 20 PVC pipe DN 32 or DN 40
Safety equipment	<ul style="list-style-type: none"> • Monitoring of capacity (water, chemicals) via MIN/MAX contacts
Material	Supporting rack PP Fastening stainless steel Reactor PVC Solution tank PVC Pipes PVC Gaskets FPM

Electrical and electronic data

- Mains tension 230 V/50 Hz or 115 V/60 Hz
- Control PLC
- 4-line plain text display
- Menu-controlled operator prompting
- Flow-scheme with LED display showing mode and error signal

Power consumption	<ul style="list-style-type: none"> • 4 - 6 kg/h approx. 400 VA • 7.5 - 10 kg/h approx. 500 VA
Digital inputs	<ul style="list-style-type: none"> • MIN contact for water supply • Remote On/Off • Error gas warning unit
Potential-free outputs	<ul style="list-style-type: none"> • Error messages • Pre-alert: chemicals empty • Dry run ClO2 solution tank • Automatic/manual operation, max. charge 250 V, 6 A, max. 550 VA

Options

Bus system

- Modbus (RS 232 / RS 485)
- Profibus DP module (on request)
- Ethernet TCP/IP module (on request)

Operating languages

Standard: German

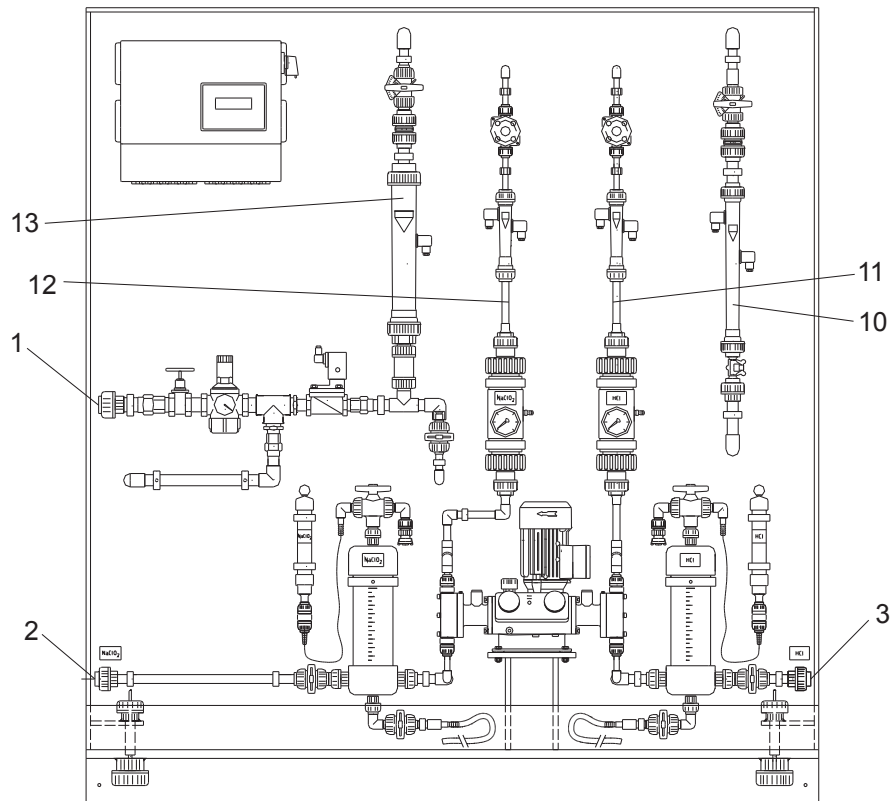
Other languages can be selected with the software:

- English, French, Spanish, Italian

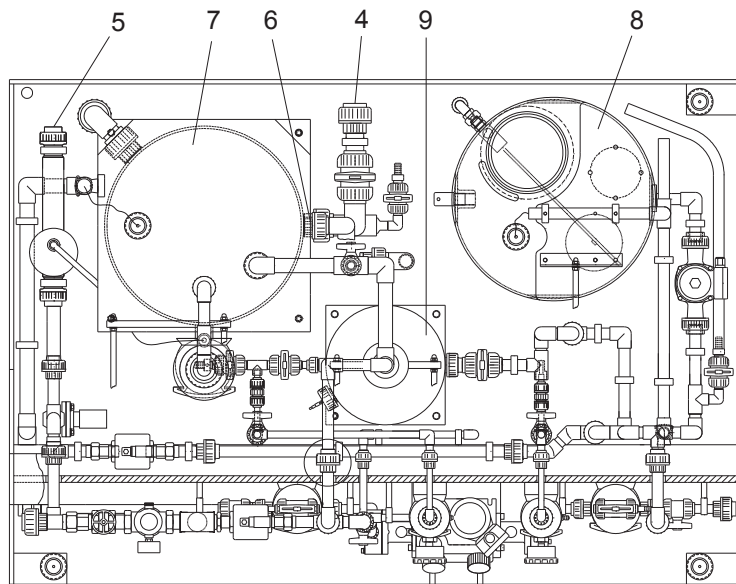
Spare parts sets

for Oxiperm®	230 V systems	115 V systems
164-4000C	553-691	553-691
164-6000C	553-691	553-691
164-7500C	553-692	553-693
164-10000C	553-694	553-694

Front view



Top view



- 1 Water supply (bypass and dilution)
- 2 Connection for NaClO_2
- 3 Connection for HCl
- 4 Connection for ClO_2
- 5 Outlet exhaust injector for solution tank

- 6 Overflow device for solution tank, customer provides the pipework to a neutralization system
- 7 Solution tank
- 8 Water preparation tank for the dilution of HCl
- 9 Reactor

- 10 Flow of H_2O for the dilution of HCl
- 11 Flow of HCl
- 12 Flow of NaClO_2
- 13 Flow of H_2O , bypass water

91836410 0108	EN
15.810027 V7.0	

Subject to change